

Scaled data based on original data using
LM-79-08 Approved Method: Electrical and Photometric Measurements of Solid-
State Lighting Products

Test Report Prepared for
Cooper Lighting Solutions
(formerly Eaton)

Brand: McGRAW-EDISON

Report Number: P386786

Luminaire Tested: **GWC-SA2C-727-U-T2-HSS**

Issue Date: 3/3/2020

Test Information

Test Method: LM-79-08
Report Number: P386786
TEST IS SCALED FROM IESNA LM-79-08 TEST DATA (G2-1903-205-13)
Test Lab: INNOVATION CENTER
Issue Date: 3/3/2020
Manufacturer: COOPER LIGHTING SOLUTIONS (FORMERLY EATON)
Product Line: MCGRAW-EDISON
Catalog Number: GWC-SA2C-727-U-T2-HSS
Description: GALLEON WALL LUMINAIRE
(2) 70 CRI, 2700K, 1050mA LIGHTSQUARES WITH 16 LEDS EACH AND TYPE II OPTICS WITH HOUSE SIDE SHIELD
Light Source: -
Ballast/Driver: ELECTRONIC DRIVER

Summary

Lumens per Lamp: N/A
Luminaire Lumens: 8782 lumens
Efficiency: N/A
Efficacy: 77.7 lumens/watt
Luminous Opening: Rectangular (W 1' x L: 0.5' x H: 0')
IES Classification: Type II - Medium
BUG Rating: B1 - U0 - G2

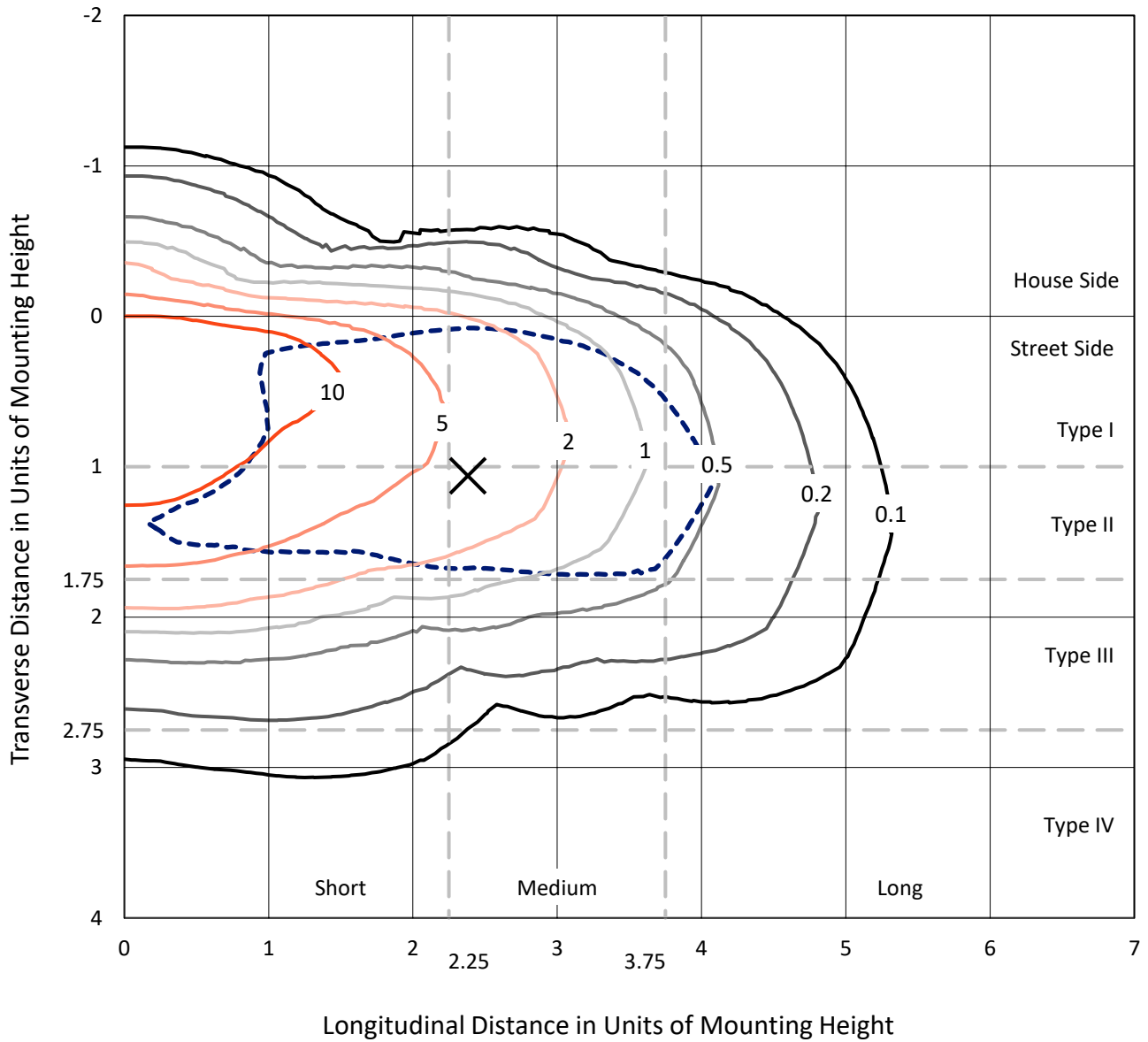
Input Watts (W): 113
Input Voltage (V): NR
Input Current (A_{in}): NR
Voltage Rise (V): NR
Power Factor: NR
Total Harmonic Distortion (THDi): NR
Frequency (hertz): 60
Stabilization Time: NR
Operation Time: NR
Ambient Temperature (°C): NR
Test Distance: 24 FT



REPORT NUMBER: P386786
 CATALOG NUMBER: GWC-SA2C-727-U-T2-HSS

Iso-Footcandle Lines of Horizontal Illumination

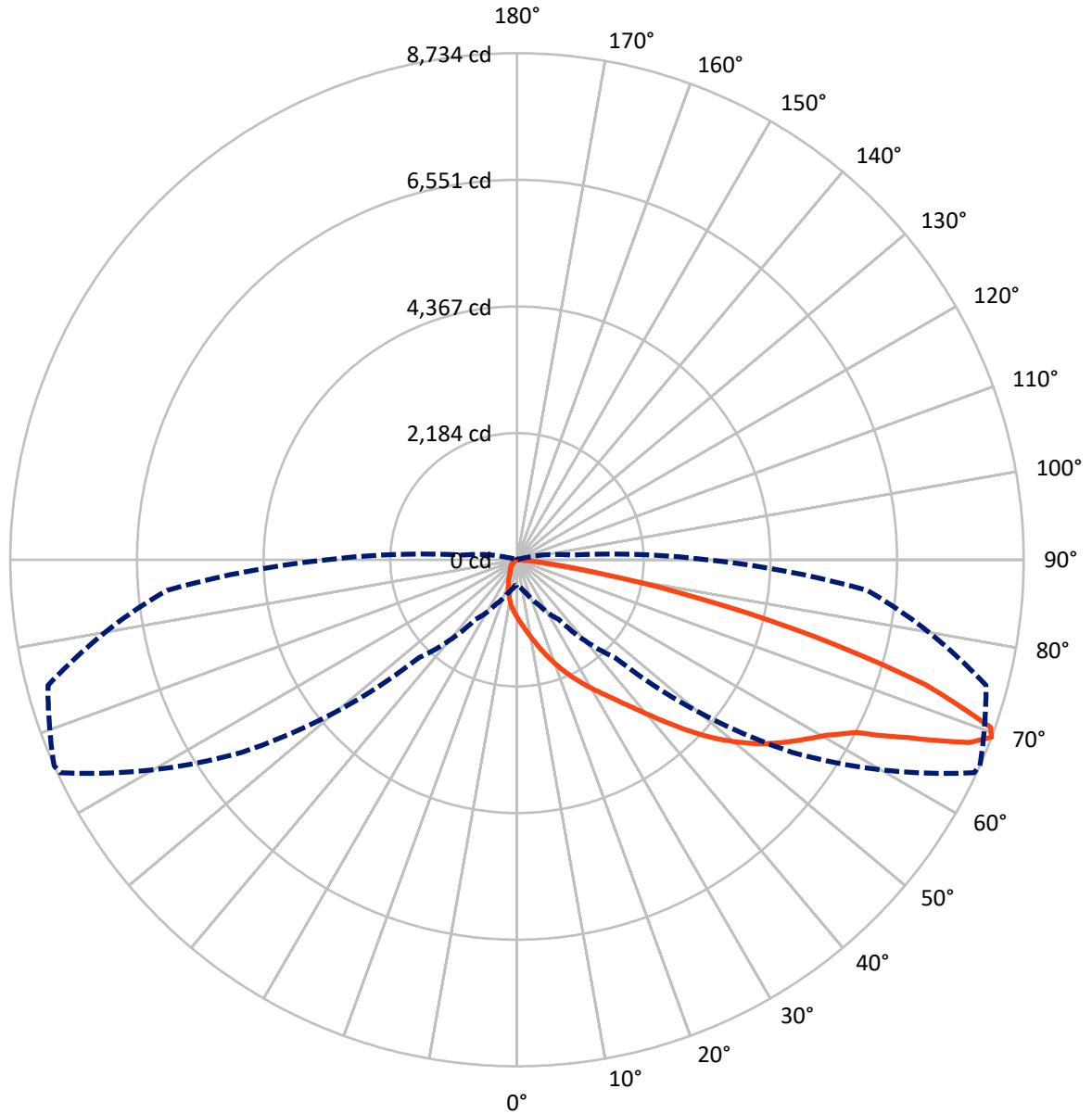
✕ Max cd
 - - - 1/2 Max cd



Based on 10 foot mounting height. Maximum calculated value = 16.5 fc
 Type II - Medium - N/A

REPORT NUMBER: P386786
CATALOG NUMBER: GWC-SA2C-727-U-T2-HSS

Luminous Intensity Polar Plot



— Vertical Plane Through 66-Deg Lateral - - - Horizontal Cone Through 69-Deg Vertical

REPORT NUMBER: P386786

CATALOG NUMBER: GWC-SA2C-727-U-T2-HSS

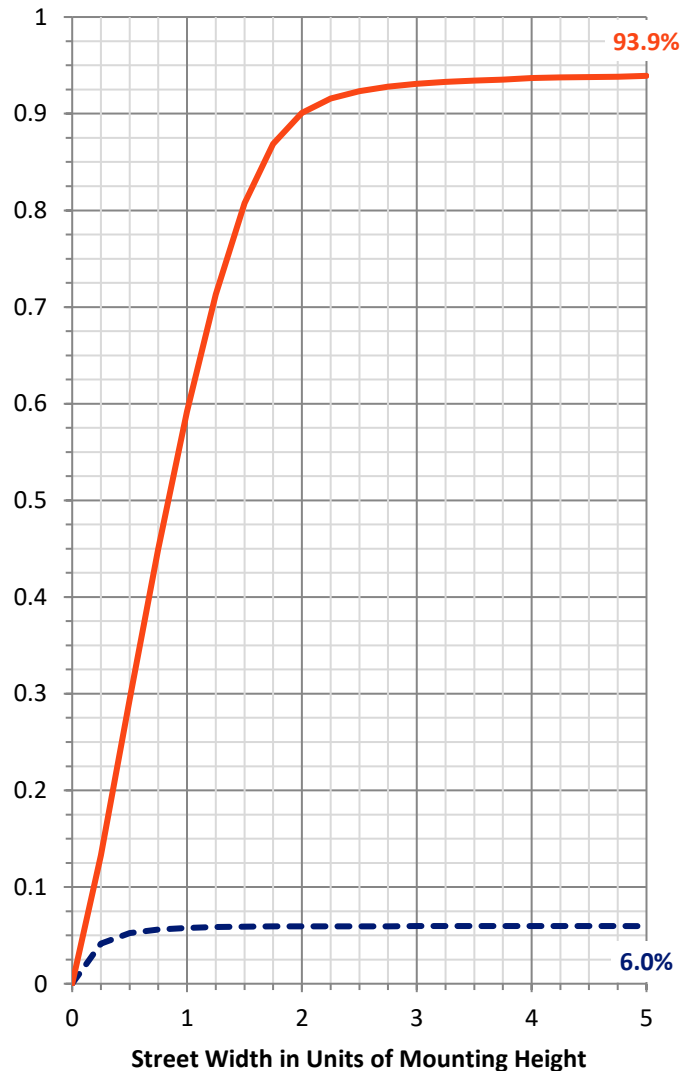
FLUX DISTRIBUTION:

		Downward	Upward	Total
House Side	Lumens	526.8	0.0	526.8
	% Fixture	6.0	0.0	6.0
Street Side	Lumens	8255.2	0.0	8255.2
	% Fixture	94.0	0.0	94.0
Total	Lumens	8782.0	0.0	8782.0
	% Fixture	100.0	0.0	100.0

Coefficient of Utilization

ZONAL LUMENS:

Zone	Lumens	% Fixture
0°-10°	96.6	1.1
10°-20°	287.5	3.3
20°-30°	500.7	5.7
30°-40°	878.4	10.0
40°-50°	1470.4	16.7
50°-60°	2161.3	24.6
60°-70°	2219.1	25.3
70°-80°	1095.5	12.5
80°-90°	72.4	0.8
90°-100°	0.0	0.0
100°-110°	0.0	0.0
110°-120°	0.0	0.0
120°-130°	0.0	0.0
130°-140°	0.0	0.0
140°-150°	0.0	0.0
150°-160°	0.0	0.0
160°-170°	0.0	0.0
170°-180°	0.0	0.0
0°-90°	8782.0	100.0
0°-180°	8782.0	100.0



REPORT NUMBER: P386786

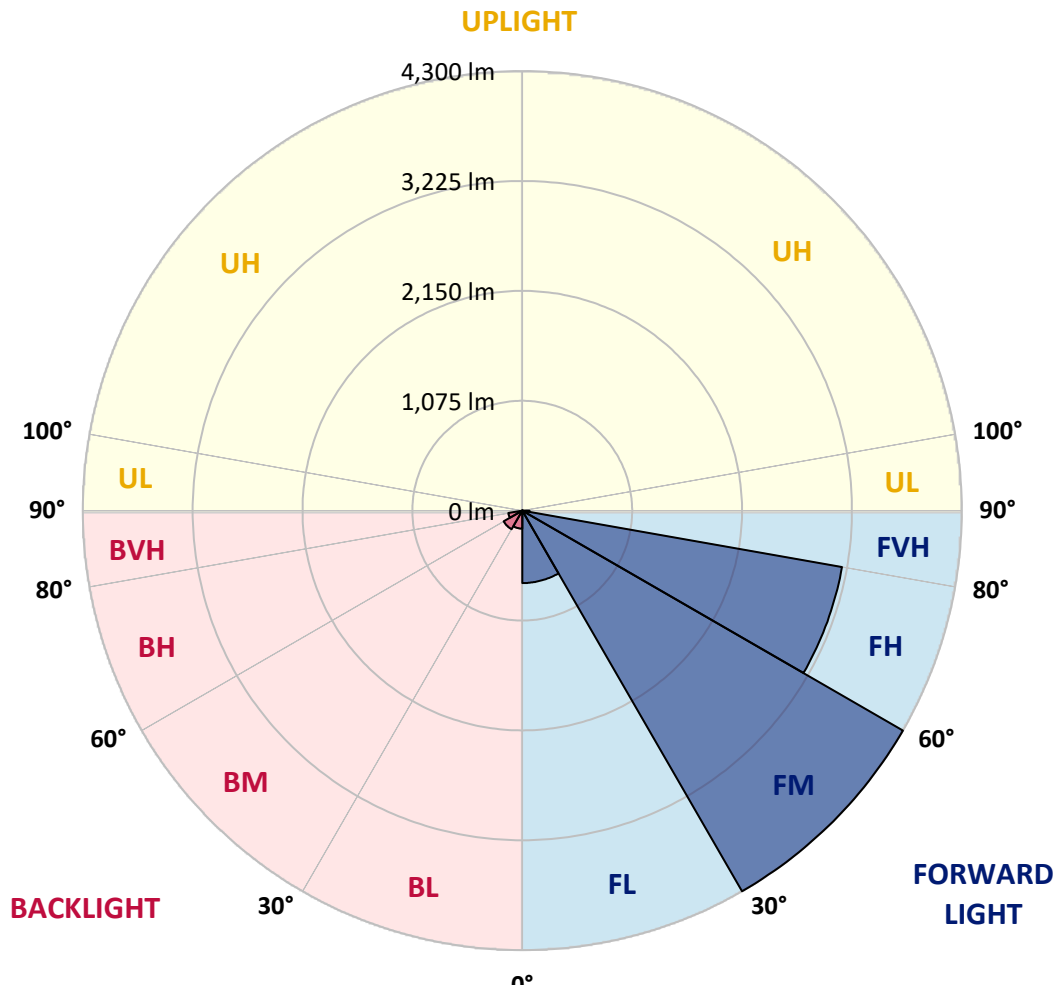
CATALOG NUMBER: GWC-SA2C-727-U-T2-HSS

LUMINAIRE CLASSIFICATION SYSTEM LUMEN TABLE AND BUG RATING:

Zone	Lumens	% Fixture	Zone Rating/Lumen Limit		
			B	U	G
FL (0°-30°)	708.6	8.1			
FM (30°-60°)	4300.1	49.0			
FH (60°-80°)	3175.8	36.2			G2/5000
FVH (80°-90°)	70.7	0.8			G1/100
BL (0°-30°)	176.2	2.0	B1/500		
BM (30°-60°)	210.0	2.4	B0/220		
BH (60°-80°)	138.8	1.6	B1/500		G1/500
BVH (80°-90°)	1.8	0.0			G0/10
UL (90°-100°)	0.0	0.0		U0/0	
UH (100°-180°)	0.0	0.0		U0/0	

BUG Rating: B1-U0-G2

Type II Medium





REPORT NUMBER: P386786
 CATALOG NUMBER: GWC-SA2C-727-U-T2-HSS

CANDELA DISTRIBUTION (FULL):

	0°	5°	15°	25°	35°	45°	55°	65°	66°	75°	85°
0°	999.4	999.4	999.4	999.4	999.4	999.4	999.4	999.4	999.4	999.4	999.4
2.5°	1176.3	1171.3	1169.2	1160.0	1144.2	1132.1	1108.7	1081.6	1076.6	1050.3	1018.2
5°	1328.9	1324.8	1321.9	1308.9	1292.7	1262.2	1219.7	1169.2	1159.6	1109.5	1045.3
7.5°	1435.3	1442.8	1442.8	1434.5	1414.0	1391.1	1339.0	1270.1	1258.0	1181.3	1081.6
10°	1497.5	1506.6	1513.7	1520.8	1517.9	1508.7	1459.5	1381.9	1367.3	1265.5	1123.7
12.5°	1503.3	1512.5	1532.5	1562.1	1590.9	1611.8	1580.9	1505.8	1489.1	1363.1	1173.8
15°	1470.8	1480.4	1511.2	1568.8	1638.4	1699.3	1709.4	1643.0	1625.9	1479.5	1236.3
17.5°	1414.0	1420.3	1464.5	1544.2	1653.5	1765.3	1825.7	1790.3	1774.4	1612.6	1306.0
20°	1371.9	1376.5	1415.3	1500.8	1644.3	1806.5	1935.9	1946.7	1930.0	1755.2	1381.5
22.5°	1444.1	1452.4	1453.7	1494.1	1619.3	1827.0	2032.6	2100.6	2088.1	1906.7	1455.7
25°	1641.4	1651.0	1619.3	1594.2	1640.5	1836.2	2115.6	2258.3	2248.3	2069.8	1530.4
27.5°	1902.1	1912.1	1871.2	1796.5	1751.9	1870.8	2189.5	2418.5	2418.0	2242.4	1610.9
30°	2158.2	2168.2	2126.5	2051.8	1949.2	1968.8	2253.3	2586.1	2588.6	2420.5	1696.4
32.5°	2426.8	2439.3	2396.4	2300.4	2193.2	2138.2	2343.0	2754.7	2768.8	2627.0	1792.8
35°	2732.1	2733.8	2673.3	2572.8	2449.3	2364.7	2486.9	2943.6	2977.4	2882.7	1915.0
37.5°	3031.6	3043.7	2994.1	2835.6	2722.1	2626.2	2700.9	3179.7	3227.7	3195.1	2074.8
40°	3253.5	3279.0	3271.9	3100.9	2993.3	2924.8	2966.6	3460.4	3521.3	3558.9	2276.2
42.5°	3392.9	3412.0	3444.6	3341.5	3243.9	3255.2	3280.2	3787.5	3862.5	3973.5	2507.7
45°	3552.6	3561.8	3588.9	3543.4	3477.5	3591.0	3613.1	4155.8	4234.6	4419.4	2764.7
47.5°	3747.8	3769.5	3777.0	3735.3	3705.3	3888.0	3933.9	4490.7	4601.3	4897.0	3036.6
50°	3996.4	4002.3	4015.2	3988.1	3958.1	4143.3	4221.7	4842.3	4942.9	5376.3	3304.8
52.5°	4239.6	4260.5	4305.5	4288.4	4276.3	4360.6	4478.2	5159.4	5271.6	5775.9	3572.6
55°	4309.7	4327.6	4483.2	4589.6	4688.0	4628.4	4723.5	5443.4	5564.8	6132.9	3830.4
57.5°	4029.8	4066.1	4335.5	4612.5	5020.9	5044.7	5060.5	5735.0	5843.9	6406.5	4098.6
60°	3322.4	3329.5	3771.6	4246.7	4965.8	5408.0	5552.7	6048.2	6139.6	6661.4	4419.8
62.5°	2113.1	2185.3	2670.4	3341.1	4383.5	5355.4	6147.9	6522.1	6555.5	6967.2	4880.3
65°	1006.5	1053.2	1402.8	2064.3	3175.1	4682.6	6558.8	7379.3	7394.3	7573.2	5495.6
67.5°	557.3	579.8	746.2	1111.2	1856.2	3311.5	6392.8	8394.5	8408.7	8192.2	6035.3
69°	435.9	455.1	586.1	837.6	1258.5	2380.1	5785.0	8691.9	8734.1	8369.5	6054.5
70°	370.0	388.8	504.7	707.4	1011.9	1839.1	5149.3	8618.1	8662.8	8352.8	5911.4
72.5°	226.5	237.3	336.2	498.0	678.2	925.2	3175.5	7288.3	7363.8	7662.1	5080.5
75°	152.7	158.5	210.2	343.7	485.1	476.4	1649.7	5137.3	5300.8	5960.2	3752.4
77.5°	109.3	114.7	141.0	222.3	340.0	314.5	747.1	3192.6	3227.7	3574.7	2046.4
80°	62.2	67.2	99.7	132.2	230.7	209.8	297.0	1525.0	1542.5	1532.9	683.2
82.5°	32.5	36.7	54.6	87.2	148.1	137.2	123.5	510.6	513.1	426.7	149.7
85°	6.3	7.5	27.1	59.6	76.3	59.6	50.5	119.7	122.2	108.0	37.1
87.5°	0.0	0.4	10.8	13.3	15.0	15.4	16.3	23.4	25.0	33.8	10.0
90°	0.0	0.0	0.0	0.0	0.0	0.0	0.0	0.0	0.0	0.0	0.0



REPORT NUMBER: P386786
 CATALOG NUMBER: GWC-SA2C-727-U-T2-HSS

CANDELA DISTRIBUTION (continued):

	90°	95°	105°	115°	125°	135°	145°	155°	165°	175°	180°
0°	999.4	999.4	999.4	999.4	999.4	999.4	999.4	999.4	999.4	999.4	999.4
2.5°	1004.0	989.0	960.2	926.8	901.0	875.5	855.5	834.7	827.1	823.4	823.0
5°	1014.0	982.3	921.4	858.9	807.5	759.2	724.5	691.6	676.2	669.1	666.1
7.5°	1030.7	979.8	881.8	786.3	712.4	652.0	604.0	568.1	550.2	542.7	539.8
10°	1050.3	976.5	835.5	709.5	615.3	552.7	505.1	469.7	450.1	441.7	437.6
12.5°	1073.3	970.6	782.1	631.9	532.2	469.7	412.1	368.3	345.8	336.2	331.6
15°	1101.6	964.8	726.2	558.9	459.2	382.9	319.9	290.3	285.7	284.1	284.5
17.5°	1129.6	955.6	665.3	486.8	382.5	299.1	267.0	265.3	266.1	266.1	266.1
20°	1154.6	934.8	599.0	425.0	309.5	252.4	245.7	242.8	240.7	239.0	236.9
22.5°	1174.2	906.8	535.2	363.7	252.8	231.1	220.7	211.5	204.0	199.0	196.5
25°	1187.5	869.7	476.8	304.9	227.3	210.2	191.5	176.0	164.3	157.3	154.3
27.5°	1197.6	829.7	424.6	255.3	209.8	186.0	161.4	143.1	131.0	124.7	122.2
30°	1204.6	784.2	378.7	224.4	190.2	160.6	134.3	116.4	107.6	104.3	102.6
32.5°	1211.3	733.7	335.4	209.8	171.9	137.2	112.6	98.9	93.4	89.3	88.0
35°	1228.0	687.0	294.1	194.4	153.1	117.2	96.8	86.8	81.3	78.8	78.0
37.5°	1267.6	652.4	254.4	178.5	134.3	101.4	84.7	77.6	72.6	70.1	69.2
40°	1331.4	634.9	221.1	161.4	116.0	89.3	76.8	70.1	64.7	60.9	60.1
42.5°	1425.3	637.4	197.7	144.3	101.4	79.7	69.2	61.3	55.5	52.1	51.3
45°	1539.2	655.7	181.4	127.6	89.3	72.2	60.9	52.6	47.1	44.2	43.4
47.5°	1662.6	685.3	168.1	112.6	79.7	65.1	52.6	43.8	39.2	36.7	36.3
50°	1792.8	714.1	154.3	98.0	71.3	58.0	44.2	36.3	32.5	30.4	29.6
52.5°	1924.6	747.5	141.8	84.7	64.2	49.6	36.7	29.6	26.7	25.0	24.2
55°	2066.4	772.5	129.7	74.2	57.1	42.1	30.4	24.6	22.1	20.0	19.6
57.5°	2233.3	811.3	117.2	64.2	48.8	35.0	25.0	19.6	17.5	15.4	15.0
60°	2458.5	856.8	103.9	56.7	40.0	28.8	20.4	15.9	13.3	11.7	11.3
62.5°	2755.5	907.2	87.2	49.6	32.5	23.4	16.3	12.5	9.6	7.5	7.5
65°	3132.2	989.4	71.3	41.7	26.7	19.2	12.5	9.2	5.4	3.3	3.3
67.5°	3352.0	1003.6	57.6	34.2	21.7	16.3	10.4	6.3	1.7	0.4	0.0
69°	3281.5	921.4	48.8	29.2	18.8	15.4	9.6	4.6	0.8	0.0	0.0
70°	3148.8	842.6	43.0	25.9	17.1	14.6	9.2	3.3	0.8	0.0	0.0
72.5°	2602.0	599.8	32.5	19.2	12.5	12.9	8.3	2.1	0.8	0.0	0.0
75°	1895.4	364.6	23.4	13.3	7.9	9.6	5.8	0.8	0.4	0.0	0.0
77.5°	1054.5	171.9	14.6	7.5	5.0	5.8	2.9	0.0	0.0	0.0	0.0
80°	342.5	46.7	6.7	4.2	2.9	3.3	1.3	0.0	0.0	0.0	0.0
82.5°	63.4	13.3	3.8	2.1	0.8	0.8	0.0	0.0	0.0	0.0	0.0
85°	13.8	5.4	2.1	0.8	0.0	0.0	0.0	0.0	0.0	0.0	0.0
87.5°	4.6	1.7	0.4	0.0	0.0	0.0	0.0	0.0	0.0	0.0	0.0
90°	0.0	0.0	0.0	0.0	0.0	0.0	0.0	0.0	0.0	0.0	0.0

Signify Classified - Internal
Cooper Lighting Solutions Photometric Lab
1121 Highway 74 South
Peachtree City, GA 30269

Scaled Data Report



Report Generated By 670245982

Signify Classified - Internal
Cooper Lighting Solutions Photometric Lab
1121 Highway 74 South
Peachtree City, GA 30269

Scaled Data Report



Signify Classified - Internal
Cooper Lighting Solutions Photometric Lab
1121 Highway 74 South
Peachtree City, GA 30269

Scaled Data Report



Signify Classified - Internal
Cooper Lighting Solutions Photometric Lab
1121 Highway 74 South
Peachtree City, GA 30269

Scaled Data Report





--- HS — SS

Signify Classified - Internal
Cooper Lighting Solutions Photometric Lab
1121 Highway 74 South
Peachtree City, GA 30269

Scaled Data Report



u

Signify Classified - Internal
Cooper Lighting Solutions Photometric Lab
1121 Highway 74 South
Peachtree City, GA 30269

Scaled Data Report



Signify Classified - Internal
Cooper Lighting Solutions Photometric Lab
1121 Highway 74 South
Peachtree City, GA 30269

Scaled Data Report



(END OF REPORT)